

PROBLEMS OF ATMOSPHERE POLLUTION IN CITIES WITH CARCINOGENIC MUTAGEN SUPERTOXINS

Abbas Alwi Sakhir Abed

Department of Mechanical Engineering, University of Al-Qadissiyah,
IRAQ.

abbasabed59@yahoo.com

ABSTRACT

The urgent problems of atmosphere pollution in cities with carcinogenic supertoins are considered. On the basis of experimental data, the total levels of carcinogenicity of exhaust gases at application of various fuels including high-aromatic fuels are analysed. The integral indices of carcinogenic danger caused by vehicles are presented and their comparison with admissible European standards is carried out.

Keywords: Motor transport, fuels, aromatic hydrocarbons, exhaust gases, nitric oxides, particulate pollutant, carcinogenic hydrocarbons, benzo (a)pyrene, ecological indices

INTRODUCTION

Among all the global problems, which have been ever solved by mankind, the most difficult have been problems of food and energy production. In recent decades one super problem was added to them, which chiefly belongs to ecology – environmental (E) pollution, especially pollution of the urban atmosphere by carcinogenic and mutagenic toxins [1, 2]. Among ingredients, which occur in the E during human activities, there is a series of compounds, which is characterized by high chemical stability and which is extreme dangerous for all creatures on the Earth, primarily for human beings. These reagents belong to a category of persistent organic pollutants (POP). The most eco-dangerous are polycyclic aromatic hydrocarbons (PAH), firstly carcinogenic hydrocarbons (CH). PAH consist of hundreds of chemical compounds, including such PAH derivatives as PAH with NO₂ group (nitro-PAH), having even stronger mutagenic properties and heterocyclic aromatic compounds. Accumulated data shows that extreme low concentration of CH can promote progress of diseases of immune and reproductive systems, appearance of carcinomas, birth defects among children etc. Presence of just several molecules of such compounds is able to promote carcinogenic and mutagenic effects in the living body.

Publication Analysis

Consequences of the extreme dangerous influence of the noted compounds on public health exacerbate year by year. Hence attention to the issue of carcinogenic and mutagenic environmental pollution in the world constantly grows, but unfortunately presence of these compounds grows faster. [3–5]. Stockholm Convention, which was signed by Ukraine as early as in 2001 and its impact started in 2004, aims to health and E protection from POP and focuses on reducing the levels of carcinogenic - contained emissions and their liquidation [6].

PURPOSE AND STATEMENT

In spite of a variety of PAH (by now it is about 500 have been identified), a series of top-priority groups has been emphasized, among them 16 PAH, including benzo(a)pyrene (BP), defined by United States Environmental Protection Agency to provide the measured data (US EPA, 1988); 4 PAH (benzo(b)fluoranten, benzo(k)fluoranten, benzo(a)pyrene,

indeno(1,2,3cd)pyrene, which ought to be used as indicators for the emission inventory within PAH UNECE protocol. Then to analyze of carcinogenicity of exhaust gases (EG) of internal combustion engines (ICE), scientists and experts have defined a PAH priority group, including 12 PAH with different relative carcinogenic activity indexes (CAI). The PAH priority group for analyzing carcinogenicity EG ICE includes: benzo(a)pyrene (C₂₀H₁₂, CAI = 1,0); benzo(b)fluoranthene (CAI = 0,1); ben(a)anthracene, chrysene, benzo(g,h,i)perylene (CAI= 0,01); fluoranthene, pyrene, benzo(e)pyrene, perylene, indenopyrene, diben(a,h)anthracene, coronene (CAI < 0,01).

Among heavy (polycyclic) PAH, BP is the first studied and the most analyzed. That is why the most information about CAI of combustion gases and dispersion of PAH in the E mainly connects to the properties of this compound.

The Main CH Emission Sources

There are combustion compounds of carbon-containing fuels (coals, oil or synthetic fuels, natural gases etc.) of which in everyday life, in manufacturing, in energetics, in transport facilities; high-temperature pyrolysis of organic materials, which is typical for several processes, using in manufacturing of iron and non-iron metals, including in a primary aluminium smelter during production of anodes; in coke and by-product process; and forest fires, burning agricultural wastes, rubbish etc.

Quasi-volatile properties make CH highly dispersive in consequence of their sorption on finely divided solid debris and liquid aerosols. One of the main reason of long persistence of PAH in the E is their low water solubility and also they can bioaccumulate (amass). Since the most PAH are toxic for bacteria, they slow down biodestruction by microorganisms. Concentration of PAH in fish and shellfish is sometimes significantly higher than in the E. PAH can also be straight genotoxic; so it means that chemicals and their degradation products can directly react with genes of organisms and cause damages of DNA.

Information about the levels of CH emissions is limited in comparison with other toxic pollutants, an available data is usually represented in different configurations and it gets comparison of the data for the purpose of verification more complicated.

That is why following questions appear: how is it possible to reduce the pollution levels of the E by carcinogenic and mutagenic supertoxic agents, including how is it possible to provide their high efficient elimination, using for instance filter technologies for entrapment; what is happen in ecosystems, which have been already polluted by described ingredients and how is it possible to accelerate rehabilitation of such systems.

Table 1. Gradation of the NS based on the exceeding levels of CC

<i>City</i>	<i>Noxious substances</i>
Basraha	BP, HCHO, NO _x , dust
Diwaniyaha	BP, dust, phenol, ammonia
Babylon	BP, NO _x , HCHO, phenol
Kerbala	BP, HCHO, NO _x , carbon bisulphide
Najaf	BP, NO _x , dust
Dialla	BP, HCHO, NO _x
Muthana	BP, HCHO, fluorine hydride, ammonia
Anbar	BP, HCHO, fluorine hydride, phenol
Baghdad	BP, NO _x , HCHO, phenol, dust

Carcinogenic Environmental Urban Pollution by Motor Transport

It is determined that ~ 90% of PAH, containing in the atmosphere of big cities get done by sources based on fuel combustion processes and mainly by compounds which utilized with EG of cars with internal combustion engines (ICE). In big cities with strong traffic, average concentrations of BP vary in a range of more than 10 ng/m³, but in rural areas these concentrations are lower than 1 ng/m³.

In the table 1 [4] a gradation of the main noxious substances (NS) in the common pollution in several cities of Ukraine is described, it is based on the exceeding levels of the daily average critical concentrations [CC].

The data shows that the main noxious ingredients for human beings are carcinogenic supertoxins (BP, HCHO - formaldehyde) and oxides of nitrogen (NOx), as well as solid (carbonic) debris (SD), which sorb and carry CH. Notably the most dangerous The data shows that the main noxious ingredients for human beings are carcinogenic supertoxins (BP, HCHO - formaldehyde) and oxides of nitrogen (NOx), as well as solid (carbonic) debris (SD), which sorb and carry CH. Notably the most dangerous for human beings are SD with the typical size of 0,2 – 1,0 μm, which penetrate in the human organism and promote PAH carcinogenic activity. A technical condition of ICE has an extreme profound effect on carcinogenic danger of traffic EG [4, 7] (see fig. 1).

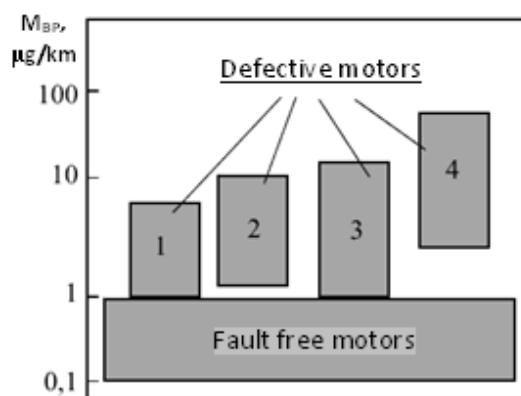


Figure 1. The emission levels of benzo(a)pyrene with traffic EG under different defects of gasoline engines: 1- misalignment of free run; 2- oil loss; 3- defects of a feeding system; 4 – defects in an igniting system.

Figure 1 shows that defects of fuel feeding systems and igniting systems, influencing on the process of fuel burning, can increase levels of BP emissions (and relatively SD) from traffic EG a sequence larger and more. And it will be emphasized, that with increase of mileage, their eco-chemical (carcinogenic and mutagenic) figures are getting worse.

So, after mileage of a car of VAZ-2105 in 100 thousand km, the limit pollution levels of hydrocarbons with EG have increased thrice and the emission levels of NOx have increased by half due to defects in quality of the working process in ICE cylinders [8]. Usage of fuels with high concentrations of AH has the strongest influence on carcinogenic danger of traffic EG [9, 10]. Figures 2 and 3 show the average data according to the levels of emissions of NOx, BP, SD and EG of small cars with different ICE during their tests according to European urban drive circle depending on the concentration levels of AH in fuels. The shown data indicates that fuels and diesel oil fuels, produced from heavy fuel with modern technologies, are characterized by high concentration of AH, that leads during utilizing to the growing levels of NOx, BP, SD emissions with EG of motors.

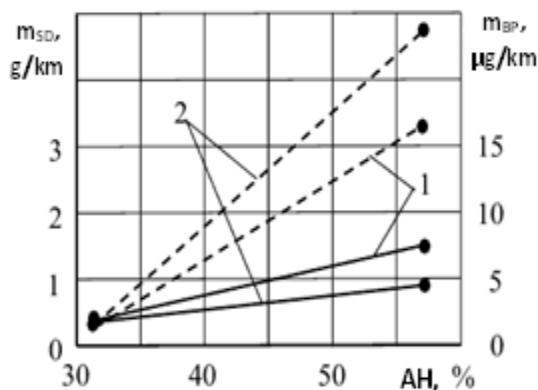


Figure 2. Dependence of the emission levels of SD (—) and BP (---) on the increasing concentrations of AH in diesel oil fuels. The cars are: 1 – Oldsmobile Delta 88 diesel, 2 - Peugeot 505 D

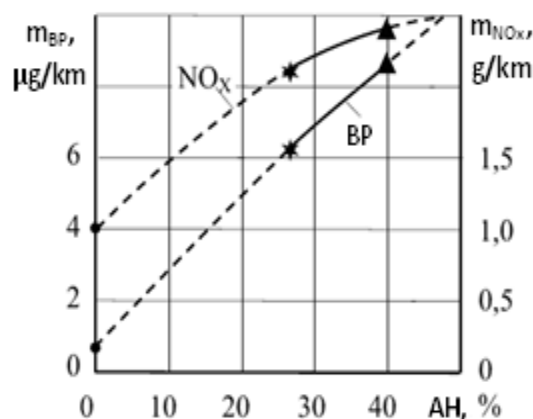


Figure 3. Influence of the AH concentration in fuels on the levels of NO_x and BP emissions with EG of cars kind of GAS: ● – methane, – benzine A-76, ▲ – benzine АИ-92

Table 2. Experimental data

№	Fuels	m_{NO_x} $m_{BP} \cdot 10$	
		g/km	
1	Benzine АИ-92	2,4	8,9
2	Benzine АИ-76	2,2	6,3
3	Propane-butane	1,0	1,2
4	Benzine +30% of hydrogen	0,9	0,8
5	Natural gas	1,0	0,6
6	Benzine +10% of hydrogen	0,5	0,6
7	Methanol	0,8	0,6
8	Hydrogene	0,2	-

Table 2 shows the experimental data about the results of the investigations with a series of GAZ cars with ZMZ motors according to European urban drive circle, using different fuels. Shown results indicate that usage of alternative fuels with high concentration of hydrogen

(natural gas, mixture of benzene and hydrogen etc.) leads to decrease of the emission levels of NO_x and BP as well as SD and EG of cars.

NB. The mass content of nitrogen oxide (NO) in EG of cars in relation to NO_x is 90%.

Integrated Eco-Carcinogenic Indexes of Cars with ICE

Motor transport, as mentioned earlier, is the main source of environmental pollution, especially of the atmosphere in big cities. Their integrated eco-chemical indexes are mainly defined by operating fuel efficiency, by parametric reliability and by quality of used fuels, including by the concentration levels of hydrogen, AH, sulphur etc. The analysis of atmospheric pollution in big cities with heavy traffic shows that the most dangerous for human beings are NO_x and CH. Their quantity in making an assessment of eco-chemical danger of car motors is 95% and more. Their derivatives such as nitrocarcinogenic compounds are especially dangerous; they have mutagenic properties due to synergism. Moreover, BP among the defined by the scientists group of CH has the highest carcinogenic activity index (CAI) and its daily average critical concentrations (CC) for cities is $\text{CC}_{\text{BP}} = 10^{-6} \text{ mg/m}^3$, which is one of the main factor in understanding of importance of carcinogenic urban pollution and of necessity to solve the problem urgently [4, 9–17]. The correlation dependence between the specific emission levels of BP (m_{BP}) with traffic EG and the priority group CH (m_{CH}) is defined experimentally taking into account their CAI $\Sigma(m_{\text{CH}} \cdot \text{CAI}) = 1,3m_{\text{BP}}$, g/km [11]. German Transport Association in recent years formed so called ecological rating of cars according to the range of harmful influence on the human organism by different compounds of EG. The first place holds CH according to the association. Medics consider that their percent in the risk of carcinomas is ~85% in big cities. Federal Office of Environmental Control taking into account these criteria was ministerial to formulate the target by the government of FRG: to reduce in the coming years motor vehicle emissions by 90% [18]. The main carriers of carcinogens and nitro-carcinogens, which highly strengthen their activity (promoting influence) are finely divided SD as mentioned earlier.

On the taken experimental data basis, a specific integrated index of eco-carcinogenic danger of motor vehicles (ECD)_{*j*} and an affinity index of specific integrated indexes to international standards $K_j = (\text{ECD})_j / [\text{ECD}]_j$ were offered; it was done by taken into account sanitation standards for toxic and carcinogenic compounds $[\text{CC}]_{\text{CC}}$ and common carcinogenicity of EG. Aimed to measure of the combined and intense carcinogenic and toxic effects of NS on the human organism, experimental coefficients were defined: $k_{\text{NO}_x} = 3$; $k_{\text{BP}} = 4$; $k_{\text{CH}} = (4 \times 1,3) = 5,2$; $k_{\text{SD}} = 2$ [12, 15]. Integrated indexes (ECD)_{*j*} of motor vehicles and allowed by European requirements $[\text{ECD}]_j$ can be represented in the following way:

$$(\text{ECD})_j = \left\{ 3 \cdot \left(\frac{0,9 \cdot m_{\text{NO}_x}}{[\text{NO}]_{\text{cc}}} + \frac{0,1 \cdot m_{\text{NO}_x}}{[\text{NO}_2]_{\text{cc}}} \right) + 5,2 \frac{m_{\text{BP}}}{[\text{BP}]_{\text{cc}}} + 2 \frac{m_{\text{SD}}}{[\text{SD}]_{\text{cc}}} \right\} \quad (1)$$

$$[\text{ECD}]_j = \left\{ 3 \cdot \left(\frac{0,9 \cdot [m_{\text{NO}_x}]}{[\text{NO}]_{\text{cc}}} + \frac{0,1 \cdot [m_{\text{NO}_x}]}{[\text{NO}_2]_{\text{cc}}} \right) + 5,2 \frac{[m_{\text{BP}}]}{[\text{BP}]_{\text{cc}}} + 2 \frac{[m_{\text{SD}}]}{[\text{SD}]_{\text{cc}}} \right\} \quad (2)$$

The specific allowed rates of BP emissions $[m_{\text{BP}}]_j$ have been defined (taking into account common carcinogenic activity of CH) according to the following dependence:

$$3 \cdot \left(\frac{0,9 \cdot [m_{\text{NO}_x}]}{[\text{NO}]_{\text{cc}}} \right) + \frac{0,1 \cdot [m_{\text{NO}_x}]}{[\text{NO}_2]_{\text{cc}}} \approx 5,2 \frac{[m_{\text{BP}}]}{[\text{BP}]_{\text{cc}}} \quad (3)$$

Taken indications: m_i , $[m_i]$ – correspondingly experimental and allowed rates of NS emissions with EG of a traffic vehicle; $[\text{CC}_{\text{NO}}]_{\text{cc}} = 0,06$; $[\text{CC}_{\text{NO}_2}]_{\text{cc}} = 0,04$; $[\text{CC}_{\text{BP}}]_{\text{cc}} = 10^{-6}$; $[\text{CC}_{\text{SD}}]_{\text{cc}} = 0,05 \text{ mg/m}^3$. The allowed emission rates of toxic compounds with EG of cars

according to Euro-II (from 1996 to 2000): $[m_{NOx}]_B = 0,25$; $[m_{NOx}]_D = 0,63$; $[m_{SD}]_D = 0,08$ g/km; according to Euro-V (from September 2008): $[m_{NOx}]_B = 0,06$; $[m_{NOx}]_D = 0,2$; $[m_{SD}]_{B,D} = 0,005$ g/km. The tentatively allowable emission levels of BP with EG of cars, which are defined according to (1) are: for Euro-II is $[m_{BP}]_B = 2,5 \cdot 10^{-6}$; $[m_{BP}]_D = 6,4 \cdot 10^{-6}$; for Euro-V is : $[m_{BP}]_B = 0,6 \cdot 10^{-6}$; $[m_{BP}]_D = 2 \cdot 10^{-6}$ g/km; B – benzine motors, D – diesel motors.

The calculation data about the limit values $[ECD]_j$ and $[m_{BP}]_B$; the specific index of carcinogenic danger (K_B) of the evaluated type of cars using different fuels is in the third table.

Table 3. Limit and specific eco-carcinogenic values of cars

<i>Motor fuels</i>	<i>Euro-II</i> $[ECD] \cdot 10$	<i>Euro-V</i> $^{-3}, \text{HM}^3/\text{KM}$
(see table 2)	27	6
	$K_B = (ECD)_B / [m_{BP}]_B$	
1	6,5	26,3
2	5,6	22,5
3	2,3	9,3
4	2,0	7,9
5	0,6	2,5
6	0,6	2,2
7	0,6	2,2
8	0,1	0,4

It is important to emphasize that the quantity of NOx and CH in the integrated index of eco-carcinogenic danger of the evaluated cars, using carbon-contained fuels is more than 90%.

According to the experimental data of a car kind of GAZ with a ZMZ-402 motor on the stand with a chassis dynamometer according to European urban driving circle using benzine АИ-92 (АИ ≈ 40 %) it was defined that $m_{NOx} = 2,4$; $m_{BP} = 9 \cdot 10^{-6}$ g/km; $m_{SD} \approx 0,01$ g/km; $m_{NOx} / [m_{NOx}] \approx 40$; $m_{BP} / [m_{BP}] \approx 15$; $m_{SD} / [m_{SD}] = 2$. The specific integrated index of eco-carcinogenic danger of the car was $(ECD)_B \approx 200$, but $[ECD]_B \approx 6$, so $(K_B) = (ECD)_B / [ECD]_B \approx 33$. So the specific integrated index of eco-carcinogenic danger of the car with a benzine ICE exceeded the normal rate of Euro-V more than in 30 times.

Experimental investigations with a car kind of GAZ with a diesel motor GAZ-560 (diesel fuel, АИ ≈ 45 %) showed that $m_{NOx} = 2,0$; $m_{BP} = 32 \cdot 10^{-6}$ g/km; $m_{SD} \approx 0,6$ g/km; $m_{NOx} / [m_{NOx}] \approx 10$; $m_{BP} / [m_{BP}] \approx 16$; $m_{SD} / [m_{SD}] \approx 100$. The specific integrated index of eco-carcinogenic danger of the car was $(ECD)_D \approx 300$, but $[ECD]_D \approx 21$, so $(K_D) = (ECD)_D / [ECD]_D \approx 14$. So, the shown car kind of GAZ with a diesel motor in comparison with the shown car with a benzine motor pollutes the E more: by solid debris - in 60 times, by carcinogenic compounds – in 4 times (with equal quantities of NOx and EG). That is why widespread presence of diesel cars can worsen solving the problems of reducing of the atmosphere contamination in cities by carcinogenic and mutagenic supertoxins. But the affinity index to international ecological standards (K_D) in comparison with K_B is lower more than in 2 times, that can be a sign of less severe («soft») ecological requirements Euro-V to cars with diesel motors.

CONCLUSIONS

1. With usage in ICE of cars different hydrocarbon fuels, the most harmful compounds, utilized with EG are NO_x and CH, which under the urban conditions synthesize extreme dangerous for the human organism nitro-carcinogenic ingredients, having mutagenic properties. Finely-divided SD, which absorb (amass) them remarkably strengthen their carcinogenic activity. Increased quantity of AH, that typical for modern fuels, sharply strengthens eco-carcinogenic danger of cars.
2. The limit rates of CH and SD emissions with EG of the evaluated type of cars with a diesel motor remarkably exceed the shown emission rates of the evaluated car with a benzine motor. The specific integrated index of eco-carcinogenic danger of the car with a diesel is higher than with a benzine motor in 1,5 times. But the affinity index to international ecological standards for the investigated car with a diesel motor (K_D), because of sensibly less severe rules Euro-V ($[m_{NO_x}]_D / [m_{NO_x}]_B \approx 3,3$, and correspondingly ($[m_{BP}]_D / [m_{BP}]_B \approx 3,3$) is lower than for the car with a benzine motor (K_B) more than twice ($K_B / K_D = 2,3$).
3. For reducing of eco-carcinogenic danger of cars with ICE it is necessary: usage of fuels, including mixes, with the reduced levels of AH and sulphur and with the increased quantity of hydrogen; maximum increasing of exploitable economical efficiency of fuels, including keeping the parametric reliability of their work that will promote minimization in the emission levels of extreme harmful carbon-contained ingredients (CH, SD); providing cars with ICE by modern filter systems for entrapment SD and correspondingly CH, that provides more efficient usage of both oxidative and bifunctional systems of catalytic neutralization of EG; usage of modern regeneration accumulative neutralizers (which have low hydraulic resistance) for reducing of the NO_x and EG emission levels of cars, especially with diesel motors; usage of modern adaptive systems for adjusting the quality of working processes, including their eco-carcinogenic indexes and for providing the electronic controlled multiphase fuel supply straight to cylinders ICE and efficient fuel burning. Preparations and publication of these materials were done under the auspices of a grant of STC in Ukraine.

REFERENCES

- [1]. Luch, A. (2005). *The carcinogenic effects of polycyclic aromatic hydrocarbons/* A. Luch. London: Imperial College Press, 225 p.
- [2]. Seminogenko, V. P. (2003). *Energy. Ecology. The future/* V.P. Seminogenko, P.M. Kanilo, A. I. Rovenskiy. Kharkov: Prapor, 464 p.
- [3]. Chaclin, A. V. (1996). *The problem of the century/* A.V.Chaklin – M.: Znanie, 143 p.
- [4]. Kanilo, P. M. (2000). *A car and the environment/* P.M. Kanilo, I.S. Bei, A.I. Rovenskiy. Kharkov: Prapor, 304 p.
- [5]. Gennadiev, A. N. (2003). *The geography of polycyclic aromatic hydrocarbons/* A.N. Gennadiev, S.S. Chernyavskiy, Y.I. Picovskiy// *Geography and the environment.* SPb.: Nauka, p. 124-133
- [6]. Mischenko, V.S. (2005). *The national priorities of solving the problem with persistent organic pollutants/* V.S. Mischenko, E.M. Matorin// *Ecology and manufacturing.* № 2(3). –p. 32-36

- [7]. Kutenev, V. F. (1990). *The ecological problems of the car engine and the way of the optimal solution/* V.F. Kutenev, Y.B. Sviridov// Engine technology. № 10. – p. 55-62.
- [8]. Korotkov, M. V. (2003). *Mileage and environmental security of a car of VAZ 2107/* M.V. Korotkov, E.V. Bondarenko// Car industry. № 5. – p. 8-10
- [9]. Kanilo, P. M. (2008). *The ways of ecological improvements of the indicators of cars using high-aromatic oil fuels/* P.M. Kanilo, K.V. Kostenko, M.V. Sarpina// Motor transport: edited vol. – Kharkov: KhNAHU. 22. – p. 31-37
- [10]. Zvonov, V. A. (2005). *Evaluation and control of disperse particles utilized with exhaust gases of diesel cars/* V.A. Zvonov, G.S. Kornilov, A.V. Kozlov, E.A. Simonova. – M.: Prima-Press – M, 312 p.
- [11]. P.M. Kanilo, M.V Shadrina (2006). The ecological indexes of ICE according to the carcinogenicity of exhaust gases. *ICE*. No. 2. – p. 154-159
- [12]. Kanilo, P. M. (2005). *Eco-chemical danger of cars with different ICE/* P.M. Kanilo, M.V. Shadrina// Motor transport: edited vol. – Kharkov: KhNAHU. 17. – p. 35-39
- [13]. Kanilo, P. M. (2006). *The analysis of the effective usage of hydrogen in the car transport/* P.M. Kanilo. M.V. Shadrina// Machinery problems. B.9, № 2. – p. 79-85
- [14]. Kanilo, P. M. (2007). *Analysis of the formation levels of oxides in the cylinders of ICE using composite fuels/* P.M. Kanilo, K.V. Kostenko, M.V. Shadrina// Machinery problems. B. 10, № 2. – p. 83-88
- [15]. Kanilo, P. M. (2007). *The integrated ecological indexes of cars with ICE/* P.M. Kanilo, M.V. Sarpina// Motor transport: edited vol. Kharkov: kHNAHU. 20. – p. 68-74
- [16]. Kanilo, P. M. (2007). *The eco-economical analysis of the effectiveness of usage of gaseous energy carriers in the motor transport/* P.M. Kanilo, K.V. Kostenko, M.V. Sarpina, M.A. Kostirkin// Motor transport: edited vol. Kharkov: KhNAHU. 21. – p. 98-107
- [17]. Kanilo, P. M. (2007). *Natural gas is the most effective replacement for oil fuels used in the motor transport/* P.M. Kanilo, F.I. Abramchuk, A.P. Marchenko, I.V. Parsadov// Motor transport: edited vol. Kharkov: KhNAHU. 22. – p. 86-92
- [18]. Petrov, R. L. (2001). *Germany: Ecological rating of cars/* R.L. Petrov// Car industry. № 7. – p. 35-39